







110  
109  
107  
105  
103  
101  
99  
97  
95  
93  
91  
89  
87  
85  
83  
81  
79  
77  
75  
73  
71  
69  
67  
65  
63  
61  
59  
57  
55  
53  
51  
49  
47  
45  
43  
41  
39  
37  
35  
33  
31  
29  
27  
25  
23  
21  
19  
17  
15  
13  
11  
9  
7  
5  
3  
1

**KEY**

-  420 - Blue
-  417 - Black
-  412 - White
-  013 - Red
-  3159 - Flesh
-  0297 - Yellow
-  3000 - Gold
-  024 - Pink

**POPEYE**

**THE SAILOR MAN!**

This classic cartoon character is an all-time favourite and this colourful sweater is very appealing

**POPEYE SWEATER**

**MATERIALS:** Allow the following quantities in 50 g balls of Sirdar Country Style 4-ply and 10 m skeins of Coats Tapisserie Wool: 4 Country Style 4-ply in main colour (lobelia 420) for 61 cm and 66 cm sizes; 5 for 71 cm and 76 cm sizes; 6 for 81 cm size. For any one size: 1 ball of Country Style 4-ply in black (417) and white (412); 3 skeins of Tapisserie Wool in flesh (3159), 2 skeins red (013) and 1 skein in yellow (0297), gold (3000) and pink (024); a pair each of No. 10 (3¼ mm) and No. 12 (2¾ mm) knitting needles.

We used lobelia (420) as the main colour, but there are 28 other shades available. For stockists, write to Sirdar P.L.C., Flanshaw Lane, Alverthorpe, Wakefield, West Yorkshire WF2 9ND. Tel: 0924 371501, and Coats Domestic Marketing Division, 39 Durham Street, Glasgow G41 1BS. Tel: 041 427 5311.

**TENSION:** Work at a tension of 28 stitches and 36 rows to measure 10x10 cm, using No. 10 (3¼ mm) needles, to obtain the measurements given.

**ABBREVIATIONS: To be read before working:** K., knit plain; p., purl; st., stitch; tog., together; k. 2 tog. b., k. 2 tog. through back of sts.; s.s., stocking st. (k. on the right side and p. on the wrong side); inc., increase (by working twice into next st.); dec., decrease (by working 2 sts. tog.); single rib is k.1 and p.1 alternately; nil, meaning nothing is worked here for this size; m., main colour; bk., black; r., red.

**NOTE:** The instructions are given for the 61 cm (24 inch) size. Where they vary, work figures within first brackets for the 66 cm (26 inch) size; work figures within second brackets for the 71 cm (28 inch) size, and so on.

**SPECIAL NOTE:** Tapisserie Wool is made up of 4 strands, but only 3 strands are used together for motif. Separate and remove 1 strand from each skein before working.

**THE BACK AND SLEEVES:** Work as given for Fireman Sam sweater.

**THE FRONT:** Work as back of Fireman Sam sweater to ★★.

Change to No. 10 (3¼ mm) needles and, beginning with a k. row, s.s. nil (4) (8) (14) (22) rows.



Continue in s.s. joining in colours as required (see Special Note), using a separate ball of m. each side of motif and twisting yarns when changing colours to avoid a hole.

Place motif as follows:

**1st row:** 14 (17) (21) (24) (28) m., 4 bk., 74 (77) (81) (84) (88) m.

**2nd row:** 74 (77) (81) (84) (88) m., 1 bk., 2 r., 2 bk., 13 (16) (20) (23) (27) m.

Keeping continuity of chart as set, and reading odd-numbered rows from right to left and even-numbered rows from left to right, s.s. a further 71 (71) (71) (75) (75) rows.

Work as Fireman Sam sweater from ★★ to end.

**THE NECKBAND:** Work as given for Fireman Sam sweater.

**TO MAKE UP THE SWEATER:** Press and make up as given for Fireman Sam sweater. Using bk., embroider sides of pipe stem in small straight sts.

**MEASUREMENTS in centimetres (and inches, in brackets)**

To fit chest sizes	61 (24)	66 (26)	71 (28)	76 (30)	81 (32)
All round at underarms	65.5 (25½)	70 (27½)	75.5 (29½)	80 (31½)	85.5 (33½)
Side seam	25 (9½)	26.5 (10½)	27.5 (10¾)	30 (11¾)	32.5 (12¾)
Length	40.5 (16)	42.5 (16¾)	45.5 (18)	49.5 (19½)	52.5 (20¾)
Sleeve seam	29 (11¼)	31 (12¼)	32.5 (12¾)	37.5 (14¾)	42.5 (16¾)



© 1988 King Features Syndicate, Inc.  
Trademarks of King Features Syndicate Inc.